

Sterically Congested Chiral Activated Aziridines: Synthesis of Both 2,3-*Cis*- and 2,3-*Trans*-2-Alkenyl-3-alkylaziridines from Common Intermediates

Hiroaki Ohno,^a Ayako Toda,^a Nobutaka Fujii,^a Yoshihisa Miwa,^a Tooru Taga,^a
Yumiko Yamaoka,^b Eriko Osawa,^b and Toshiro Ibuka^{*a}

^a Graduate School of Pharmaceutical Sciences, Kyoto University, Sakyo-ku, Kyoto 606-8501, Japan

^b Faculty of Pharmaceutical Sciences, KobeGakuin University, Igawadani-cho, Nishi-ku, Kobe 651-2180, Japan

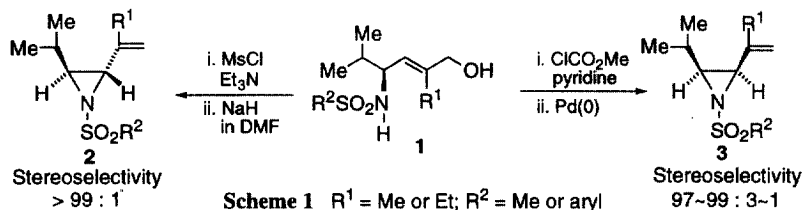
Received 12 November 1998; accepted 4 December 1998

Abstract: Whereas treatment of the allylic mesylates of *N*-protected 2-alkyl-4-amino-(*E*)-2-alken-1-ols with sodium hydride in DMF yields exclusively the corresponding 2,3-*trans*-2-alkenyl-3-alkylaziridines, exposure of the methyl carbonates of *N*-protected 2-alkyl-4-amino-(*E*)-2-alken-1-ols to Pd(PPh₃)₄ (5-20 mol%) in THF or 1,4-dioxane affords predominantly the corresponding 2,3-*cis*-2-alkenyl-3-alkylaziridines. These reactions can be used to synthesize either of two diastereomers from single common intermediates.
© 1999 Elsevier Science Ltd. All rights reserved.

Keywords: Aziridines; Palladium and compounds; Stereocontrol; Conformation.

The *N*-activated or *N*-unactivated aziridines form a peculiar class of strained azacyclic compounds, with remarkable synthetic potential.¹⁻⁶ Currently, aziridines bearing an alkenyl group on one of the aziridine-ring carbon atoms have proven to be extremely useful intermediates for various types of natural and synthetic compounds.⁷⁻⁸

In connection with a general programme directed towards the synthesis of bioactive compounds, we required a simple route to both 2,3-*cis*- and 2,3-*trans*-2-alkenylaziridines. Recently, we reported a method for synthesizing sterically non-congested 2,3-*cis*-2-vinyl-3-alkylaziridines from methyl carbonates as well as mesylates of *N*-protected 4-amino-(*E*)-2-alken-1-ols.^{9a} Most recently, Olivo and co-workers have reported a synthetic route to activated vinylaziridines from *N*-substituted 1,4-amino alcohols using Mitsunobu conditions.^{9b} However, scanning the literature revealed that there have been no reports describing an efficient and simple method for synthesizing sterically congested 2,3-*cis*- and 2,3-*trans*-2-alkenylaziridines from common intermediates.



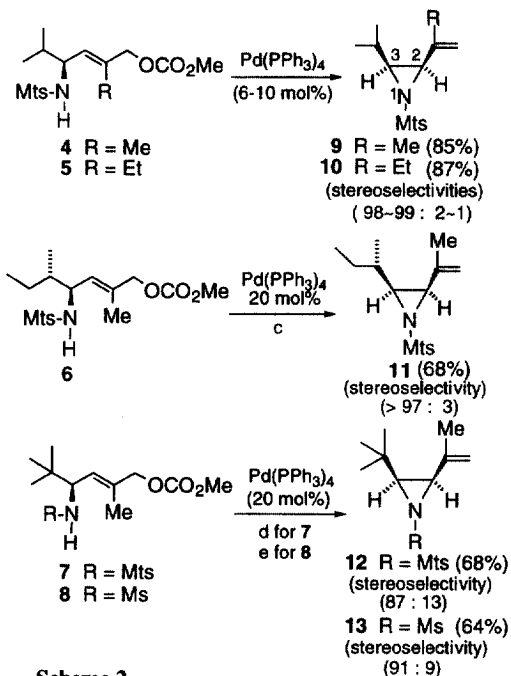
This report describes the highly stereoselective conversion of methyl carbonates and mesylates, which can be readily synthesized from common intermediates **1**, into the sterically congested 2,3-*trans* and 2,3-*cis*-alkenylaziridines **2** and **3** (Scheme 1). Particularly notable is that the mode of the stereoselection can be changed from 2,3-*cis*- to 2,3-*trans* simply by switching the reaction condition and the leaving group from the allylic methyl carbonate to the mesylate.

The requisite substrates for the present study were readily prepared in synthetically acceptable yields from natural (*S*)- α -amino acids. In these substrates, the amino group was protected with the methanesulfonyl (Ms) or 2,4,6-trimethylbenzenesulfonyl (Mts) group, which can withstand a wide range of chemical manipulations.

As shown in Scheme 2, the methyl carbonates **4**, **5** and **6** bearing an alkyl group (Me or Et) on the double bond gave the corresponding 2,3-*cis*-aziridines **9**, **10**, and **11** in very high diastereoselectivities by treatment with a catalytic amount of Pd(PPh₃)₄ under equilibrated conditions.^{9a,10,11} Surprisingly, the methyl carbonates **7**

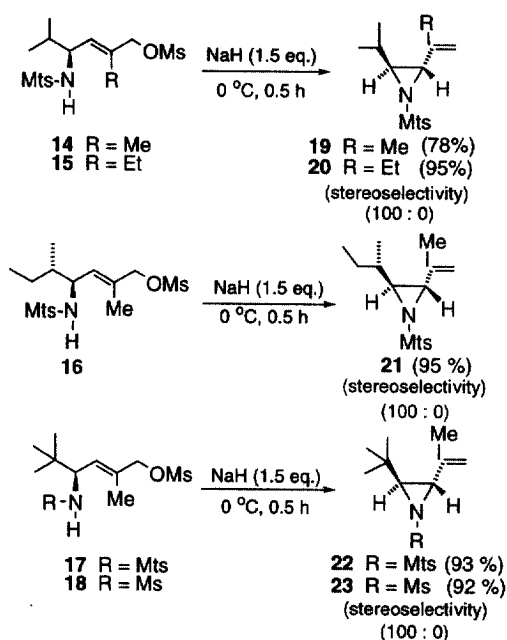
and **8** bearing a *tert*-butyl group also gave the corresponding sterically highly congested 2,3-*cis*-aziridines **12** and **13** as the major products.

The 2,3-*cis*- and 2,3-*trans*-stereochemistries were readily established from ^1H NMR analyses. The 2,3-*cis*-aziridines (**9**–**13**) show the $J_{\text{H}2,3}$ value ($J = ca. 7.0$ Hz) larger than that ($J = ca. 4.2$ Hz) of the corresponding 2,3-*trans*-isomers (**19**–**23**). The data are in good agreement with ^1H NMR data for related compounds.^{10b,12}



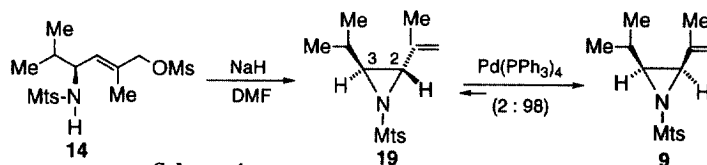
Scheme 2.

Reaction conditions: a. 65 °C, 4 h, in THF; b. reflux in dioxane, 15 min; c. reflux in dioxane, 0.5 h; d. reflux in dioxane, 2 h; e. reflux in dioxane, 2.5 h.



Scheme 3.

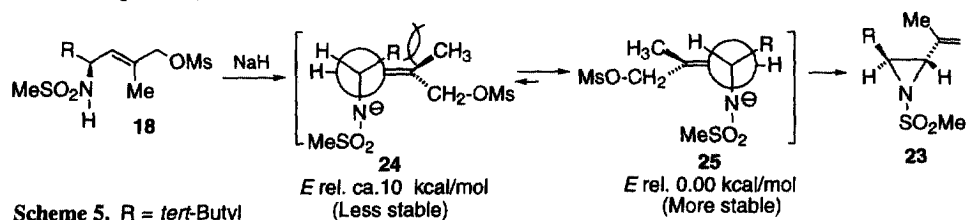
It has been reported that aziridination of certain mesylates of *N*-protected 4-amino-2-alken-1-ols gave a mixture of 2,3-*cis*- and 2,3-*trans*-aziridines upon treatment with sodium hydride.^{7c,9a} In sharp contrast, exposure of the mesylates **14**, **15**, **16**, **17**, and **18** bearing an alkyl group on the double bond to sodium hydride in DMF at 0 °C gave exclusively the corresponding 2,3-*trans*-aziridines **19**, **20**, **21**, **22**, and **23** in very high isolated yields. The diastereoselection of the products (**19**–**23**) is over 99.9% judging from reverse-phase HPLC, and we were unable to detect any of the corresponding 2,3-*cis*-isomer. It is apparent that the alkyl group on the double bond in the mesylates plays an important role for the very high 2,3-*trans*-aziridination.



Scheme 4.

Thus, sterically congested 2,3-*cis*- or 2,3-*trans*-2-alkenylaziridines could be obtained selectively by the use of methyl carbonates or the mesylates. It should be clearly noted that the 2,3-*trans*-2-alkenylaziridines are thermodynamically less stable than the corresponding 2,3-*cis*-isomers as reported previously.^{9a,10,11} For example, as shown in Scheme 4, 2,3-*trans*-aziridine **19**, obtained by exposure of the mesylate **14** to sodium hydride, was stirred with 4 mol% of $\text{Pd}(\text{PPh}_3)_4$ for 12 h at 0 °C to yield a 2:98 equilibrated mixture of 2,3-*trans*-**19** and 2,3-*cis*-**9** in 96% combined isolated yield. This equilibrated reaction indicates that **9** is estimated to be *ca.* 2.0 kcal mol⁻¹ more stable than **19**.

Although the ground state and the reactive conformer are not necessarily the same, the ground state conformations of various olefinic molecules containing the propene moiety play an important role in the stereochemical outcome of π -facial selectivity.¹³ The exclusive formation of 2,3-*trans*-aziridine **23** from the mesylate **18** may be rationalized by assuming two aza-anionic intermediates **24** and **25**. Conformer **24**, which would lead to 2,3-*cis*-aziridine **13** with 2,3-stereochemistry opposite to what was observed experimentally, may be highly destabilized in comparison with conformer **25** owing to unfavorable interactions (allylic 1,3-strain) between the bulky R group and the methyl group. In conformer **25**, the allylic 1,3-strain may be minimized. In fact, semiempirical calculations (AM1) suggest that the conformer **25** is favored by 10 kcal mol⁻¹ over the conformer **24**.¹⁴ Accordingly, treatment of mesylate **18** with sodium hydride yields exclusively the 2,3-*trans*-aziridine **23** most probably *via* the conformer **25**.



In vinylcyclopropane, it has been well documented that the stable conformation has the CH=CH₂ group synperiplanar to the cyclopropyl hydrogen on the adjacent carbon atom.¹⁵ The explanation may be found in the Walsh picture of cyclopropyl bonding,¹⁶ which ascribes a near *sp*² character to the cyclopropyl hydrogen atoms and places *p* orbitals in the plane of the cyclopropyl ring and at right angles to the plane of the H-C-H or (exo-C)-C-H bonds. Similarly, in simple non-congested 2,3-*cis*- and 2,3-*trans*-*N*-mesyl-2-vinyl-3-methylaziridines, the C(2)-H bond of the aziridine ring was predicted by *ab initio* calculations to be near-eclipsed with the -C=CH₂ group. In fact, solid conformation of 2,3-*trans*-*N*-mesyl-2-vinyl-3-methylaziridine has the C=CH₂ group rotated only less than 9° away from perfect eclipsing (synperiplanar arrangement).¹⁰

In sharp contrast, in sterically congested aziridine **12**, the hydrogen atom at the C(2)-position of the aziridine ring and the CH₂ group of the alkenyl are shown to be anticlinal from both X-ray analysis and ¹H-NMR spectral investigations as shown in **12-B** in Figure 1.¹⁷ The synplanar arrangement **12-A** would be highly destabilized in comparison with conformer **12-B** owing to unfavorable interactions between the bulky *tert*-butyl group and the methyl group. Similarly, the preferred conformation **22-B** of 2,3-*trans*-aziridine **22** can be deduced from X-ray and ¹H-NMR analyses (Figure 1).

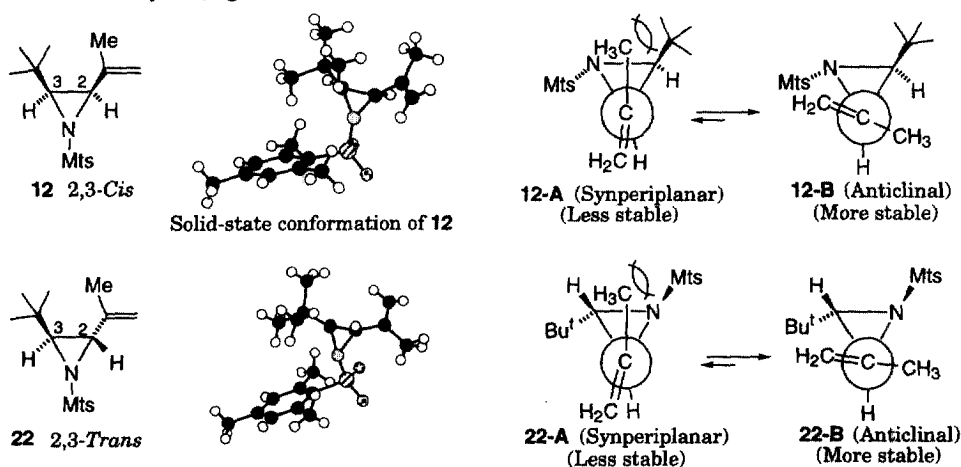


Figure 1.

In summary, whereas treatment of the allylic mesylates of *N*-protected 2-alkyl-4-amino-(*E*)-2-alken-1-ols with sodium hydride in DMF yields exclusively the corresponding 2,3-*trans*-2-alkenyl-3-alkylaziridines, exposure of

the methyl carbonates of *N*-protected 2-alkyl-4-amino-(*E*)-2-alken-1-ols to Pd(PPh₃)₄ (5–20 mol%) in THF or 1,4-dioxane affords predominantly the corresponding 2,3-*cis*-2-alkenyl-3-alkylaziridines. These reactions can be used to synthesize either of two diastereomers from single common intermediates.

Acknowledgements: This work was supported by Japan Health Sciences Foundation and Grant-in-Aid for Scientific Research from the Ministry of Education, Science, Sports and Culture of Japan. H. O. is grateful to Research Fellowships of the Japan Society for the Promotion of Science for Young Scientists.

References and Note

1. Padwa, A.; Woolhouse, A. D. In *Comprehensive Heterocyclic Chemistry*; Lwowski, W., Ed.; Pergamon: Oxford, **1984**, Vol. 7, pp 47–93.
2. Tanner, D. *Angew. Chem. Int. Ed. Engl.* **1994**, *33*, 599.
3. Osborn, H. M. I.; Sweeney, J. *Tetrahedron: Asymmetry* **1997**, *8*, 1693.
4. Rayner, C. M. *Synlett* **1997**, 11.
5. Ibuka, T. *Chem. Soc. Rev.* **1998**, *27*, 145.
6. For recent syntheses of aziridines. see: a) Jeong, J. U.; Tao, B.; Sagasser, I.; Henniges, H.; Sharpless, K. B. *J. Am. Chem. Soc.* **1998**, *120*, 6844. b) Ando, T.; Minakata, S.; Ryu, I.; Komatsu, M. *Tetrahedron Lett.* **1998**, *39*, 309.
7. a) Hudlicky, T.; Luna, H.; Price, J. D.; Rulin, F. *J. Org. Chem.* **1990**, *55*, 4683. b) Pearson, W. H.; Bergmeier, S. C.; Degan, S.; Lin, K.-C.; Poon, Y.-F.; Schkeryantz, J. M.; Williams, J. P. *J. Org. Chem.* **1990**, *55*, 5719. c) Spears, G. W.; Nakanishi, K.; Ohfuné, Y. *Synlett* **1991**, 91.
8. a) Ibuka, T.; Nakai, K.; Habashita, H.; Hotta, Y.; Fujii, N.; Mimura, N.; Miwa, Y.; Taga, T.; Yamamoto, Y. *Angew. Chem., Int. Ed. Engl.* **1994**, *33*, 652. b) Wipf, P.; Fritch, P. C. *J. Org. Chem.* **1994**, *59*, 4875. c) Wipf, P.; Henninger, T. C. *J. Org. Chem.* **1997**, *62*, 1586.
9. a) Ohno, H.; Ishii, K.; Honda, A.; Tamamura, H.; Fujii, N.; Takemoto, Y.; Ibuka, T. *J. Chem. Soc. Perkin Trans. 1*, **1998**, 3708. b) Olivo, H. F.; Hemenway, M. S.; Hartwig, A. C.; Chan, R. *Synlett* **1998**, 247.
10. a) Mimura, N.; Ibuka, T.; Akaji, M.; Miwa, Y.; Taga, T.; Nakai, K.; Tamamura, H.; Fujii, N.; Yamamoto, Y. *Chem. Commun.* **1996**, 351. b) Ibuka, T.; Mimura, N.; Aoyama, H.; Akaji, M.; Ohno, H.; Miwa, Y.; Taga, T.; Nakai, K.; Tamamura, H.; Fujii, N.; Yamamoto, Y. *J. Org. Chem.* **1997**, *62*, 999.
11. a) Ibuka, T.; Akaji, M.; Mimura, N.; Habashita, H.; Nakai, K.; Tamamura, H.; Fujii, N.; Yamamoto, Y. *Tetrahedron Lett.* **1996**, *37*, 2849. b) Ibuka, T.; Mimura, N.; Ohno, H.; Nakai, K.; Akaji, M.; Habashita, H.; Tamamura, H.; Miwa, Y.; Taga, T.; Fujii, N.; Yamamoto, Y. *J. Org. Chem.* **1997**, *62*, 2982. c) Ohno, H.; Mimura, N.; Otaka, A.; Tamamura, H.; Fujii, N.; Ibuka, T.; Shimizu, I.; Satake, A.; Yamamoto, Y. *Tetrahedron* **1997**, *53*, 12933.
12. a) Coutrot, P.; Elgadi, A.; Grison, C. *Heterocycles* **1989**, *28*, 1179. b) Davis, F. A.; Zhou, P. *Tetrahedron Lett.* **1994**, *35*, 7525. c) Davis, F. A.; Zhou, P.; Reddy, G. V. *J. Org. Chem.* **1994**, *59*, 3243. d) Ziegler, F. E.; Belema, M. *J. Org. Chem.* **1994**, *59*, 7962.
13. a) Trost, B. M.; Klun, T. P. *J. Org. Chem.* **1980**, *45*, 4256. b) Hoffmann, R. W. *Chem. Rev.* **1989**, *89*, 1841. c) Kahn, S. D.; Pau, C. F.; Chamberlin, A. R.; Hehre, W. J. *J. Am. Chem. Soc.* **1987**, *109*, 650.
14. Semiempirical AM1 calculations were achieved on the HyperChem calculation package (Version 5.01; designed and distributed by Hypercube Inc.). Geometry optimizations were performed using a Polak-Ribiere conjugate gradient algorithm until a gradient of 0.05 kcal/mol was reached.
15. a) Lüttke, W.; de Meijere, A. *Angew. Chem., Int. Ed. Engl.* **1966**, *5*, 512. b) Günther, H.; Wendisch, D. *Angew. Chem. Int. Ed. Engl.* **1966**, *5*, 251. c) De Mare, G. R.; Martin, J. S. *J. Am. Chem. Soc.* **1966**, *88*, 5033. d) Heathcock, C. H.; Poulter, S. R. *J. Am. Chem. Soc.* **1968**, *90*, 3766. e) de Meijere, A.; Lüttke, W. *Tetrahedron* **1969**, *25*, 2047. f) Van-Catledge, F. A.; Boerth, D. W.; Kao, J. *J. Org. Chem.* **1982**, *47*, 4096. g) Eliel, E. L.; Wilen, S. H.; Mander, L. N. In *Stereochemistry of Organic Compounds*; John Wiley & Sons, **1994**, pp 623–624.
16. Walsh, A. D. *Nature*, **1947**, *159*, 167, 712. Walsh, A. D. *Trans. Faraday Soc.* **1949**, *45*, 179.
17. X-Ray crystallographic data, and the table of atomic coordinates have been deposited at the Cambridge Crystallographic Centre.